



A Fun Way to Learn Music Theory

Printable Music Theory Books

Music Theory

Level 1

Student's Name: _____ Class: _____

Contents Page

Section 1 - Pitch

- 4 The Staff
- 5 The Treble Clef
- 6 Notes on the Treble Clef**
- 7 The Bass Clef
- 8 Notes on the Bass Clef
- 9 Notes on the Grand Staff
- 10 Ledger Lines
- 11 The Piano Keyboard
- 12 Sharps and Flats
- 13 Accidentals
- 14 Semitones
- 15 Tones
- 16 Tones and Semitones
- 17 Major Scales
- 18 C Major Scale**
- 19 Key Signatures
- 20 G Major Scale
- 21 F Major Scale
- 22 D Major Scale
- 23 The Tonic Note and Scale Degree Numbers
- 24 Intervals
- 25 More Intervals
- 26 Tonic Triads
- 27 Arpeggios

Section 2 - Rhythm

- 28 Measures and Barlines
- 29 Whole Notes, Half Notes and Quarter Notes
- 30 Eighth Notes and Sixteenth Notes
- 31 Time Signatures
- 32 Whole and Half Rests
- 33 Quarter Rests
- 34 and Sixteenth Rests
- 35 Dotted Notes
- 36 Completing measures with Rests, Adding Barlines**
- 37 Rhythmic Composition

Section 3 - Terms and Signs

- 38 Dynamic Terms and Signs
- 39 Italian Terms for the Speed of Music
- 40 Repeats and Da Capo terms
- 41 More Italian Terms and Signs
- 42 Slurs and Ties
- 43 Legato and Staccato
- 44 Ostinato

Section 4 - Music Writing Techniques

- 45 Elements of Music Notation
- 46 Note Spacing
- 47 Stems and Beams
- 48 Grouping of Eighth Notes and Sixteenth Notes
- 49 Index

This sample contains three pages from the workbook plus two assessments from Printable Music Theory Books Level One.

The complete course contains:


-49 page student workbook

-5 section assessments

-4 multiple choice quizzes

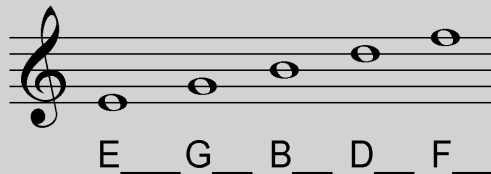
-Completion Exam

**This is the American Language Sample
The European Version has all rhythm names as Crotchet and Quaver etc**




Notes on the Treble Clef

You can use a rhyme to remember notes on the lines:




And remember a word for the space notes:



Alternatively, you can simply count up from a note that you know:






Name these notes:



Draw these notes:



Decode the following "music words":



The C Major Scale


Music Notation Tip

How to write scales correctly

Spread the notes out over the space - start with the first and last notes, so that you don't end up with all the notes bunched up:




Always remember to write the clef:




and finish with a double barline:




Mark the half steps in this scale of C major with a bracket like this:



Write the scale of C major in the treble clef:




Write the scale of C major in the bass clef:



Completing Measures with Rests

When asked to complete measures with rests it is important to show where the beats come

Therefore always remember:
complete one beat before moving onto the next



First you would complete the first beat with a rest, then finish it with a Quarter Note rest and a Half rest.







Half rests can only go over beats 1&2 or 3&4 in a 4/4 measure.

Which of these is correct?



Complete these measures with rests:




Adding Barlines

Add barlines to these rhythms:




Theory Assessment #1

Name these notes:




/20



/20

Write these notes:

G A D C F F# B Bb E



/10





/10

What is the name for the small lines notes above or below the staff are placed on?

/5

Draw a treble clef on this staff:

Draw a bass clef on this staff:



/5



/5

What is the correct term for the two staff music that is used for the piano?

/5

Draw a sharp on the top line of this treble staff:

Draw a flat on the middle line of this treble staff:



/5

/5

What does a sharp do to a note?

/5

What does a flat do to a note?

/5

Theory Quiz #1

1. Name this note:



C E G

2. The staff can also be called the:

manuscript stave scale

3. The bass clef can also be called the:

G Clef F Clef left hand clef

4. The stave used for piano music is called the:

Piano stave Grand Stave Double Stave

5. This symbol is a:



Flat Sharp Natural

6. What note is a semitone lower than F sharp:

E F G

7. What note is a tone higher than D:

E D sharp E sharp

8. What is the interval between these two notes?



3rd 4th 5th

9. A tone can also be called:

Whole step Half step




10. How many eighth notes equal the value of a half note?

3 4 6

Printable Music Theory Books - Level One



- Over fifty worksheets for beginning theory grades, made specifically for ages 8+ and perfect to use for a whole term component in music theory. You can print it out as a workbook or as individual handouts.
- Choice of either European or American terminology
- Comprehensive material to cover all aspects of music theory teaching which are self checking
- Flexibility in printing so that if you don't need to cover some components, then you don't need to print them out!
- Access to support so that if there's a topic in music theory grade one that you is not covered already, then you can ask for it and it will help benefit teachers around the world, then it will be generated for you within seven days.
- Section assessments, multiple choice quizzes and even a completion exam
- Unrestricted photocopying for the term of the license
- The confidence that you will have a quality resource made by leading music educators from around the world that you know works in the most tried and tested situations and is relevant to your students
- Your time back so that you can concentrate on the art of teaching the right materials instead of having to spend hours of preparation time designing it all yourself.
- A choice of front covers to make the student workbook relevant to you, your classes and school



All this is just \$59.95 for a LIFETIME printing license.

Order online and “flip through” complete books at
www.printablemusictheorybooks.com