







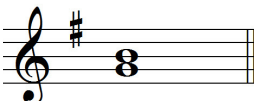











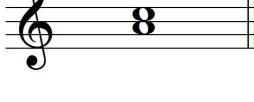







TREASURE ISLAND CLUES INTERVALS LEVEL 1

Work out the musical interval & write the number in the square box. Then name the higher note, use that letter to get a direction (from the Note + Direction Finder box). Use the number and the letter to find the TreasureLetters (from other sheet - start at level1 skill) that spell the answer to


WHAT IS THE NAME OF THE VERY FIRST INSTRUMENT? (fill in your answer at the bottom of this page)

WRITE THE NUMBER OF THE INTERVAL, THEN WRITE THE NAME OF THE HIGHER NOTE

	Interval gives number of steps on other sheet	Name of higher note and matching direction (see box below)		Interval gives number of steps on other sheet	Name of higher note and matching direction (see box below)		
1		<input type="checkbox"/>		9		<input type="checkbox"/>	
2		<input type="checkbox"/>		10		<input type="checkbox"/>	
3		<input type="checkbox"/>		11		<input type="checkbox"/>	
4		<input type="checkbox"/>		12		<input type="checkbox"/>	
5		<input type="checkbox"/>		13		<input type="checkbox"/>	
6		<input type="checkbox"/>					
7		<input type="checkbox"/>					
8		<input type="checkbox"/>					

NOTE + DIRECTION FINDER

Note	Direction
A	N (North)
B	NE (North East)
C	E (East)
D	SE (South-East)
E	S (South)
F	SW (South-West)
G	W (West)
middle C	NW (North West)



WHAT IS THE NAME OF THE VERY FIRST INSTRUMENT?

1 2 3 4 5 6 7 8 9 10 11 12 13

