


Writing Major Scales





Tips and Tricks

1 - Always space the notes evenly over the entire bar that is given.

2 - Read the question carefully, and make sure that you have answered everything and followed the directions.

3 - Write very neatly!


Draw notes between the given notes to make a major scale:




In a major scale the half steps come between the

___ and ___ and, ___ and ___ degrees.


Write the scale of C Major, one octave ascending in whole notes:




Write the scale of G Major using a key signature, one octave ascending in half notes:



Write the scale of F Major using a key signature, one octave ascending in quarter notes:



Write the scale of G Major using an accidental instead of a key signature, one octave ascending in whole notes:



Describe what is wrong with the way each of these scales is written:



