

# Level One Theory

Date: \_\_\_\_\_

Name: \_\_\_\_\_

Class: \_\_\_\_\_

*Examiners Use only*

Section 1 - Multiple Choice	/20
Section 2 - Scales	/20
Section 3 - Rhythm	/30
Section 4 - General Knowledge	/30
Total Marks	/100

Comments:

# Level One Theory

Name: \_\_\_\_\_

Class: \_\_\_\_\_

## Section One - Multiple Choice

1. Name this note



G  F  D

2. What is this symbol?



Flat  Sharp  Natural

3. Name this note



F sharp  F  D flat

4. What word do the names of these notes make?



BABE  FADE  CAGE

5. How many quarter notes are in a whole note?

3  4  2

6. What major key has the following key signature?



D Major  G Major  F Major

7. What note is a half step higher than E?

F  F sharp  G

8. How many eighth notes are in a dotted half note?

4  6  8

9. The interval between these notes is:



3rd  2nd  4th

10. Name this note



C flat

A flat

A sharp

11. The treble clef is also known as the what clef?

The C clef

The right hand clef

The G clef

12. What note is a whole step higher than B?

C

D

C sharp

13. A half step is also called a tone

True

False

14. The first note of a scale is called the:

Tonic

Key note

Dominant

15. Which of the following measures is incorrect?



16. The interval between these note is:



2nd

half step

3rd

17. To lower this note by one half step you would use which symbol?



#

♮

♭

18. This is an arpeggio



True

False

19. What does allegro mean?

Lively and Fast

Moderately Fast

Gradually becoming faster

20. Name this scale:




C Major

F Major

G Major


## Section Two - Scales

Write the scale of F major in the treble clef using a key signature, one octave ascending using whole notes. Mark the half steps with slurs and finish with a double barline.



/10












Write the scale of C major in the bass clef using a key signature, one octave descending using quarter notes. Mark the half steps with slurs and finish with a double barline.



/10

## Section Three - Rhythm

Complete this table:

Note	Name
	Whole Note
	
	
	
	
	
	
	
	
	
	

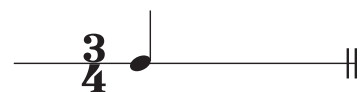
/10

Add barlines to complete these rhythms:



/12

Complete these measures with rests:



/8

## Section 4 - General Knowledge

Write the meaning of the following terms:

- Adagio \_\_\_\_\_
- Andante \_\_\_\_\_
- Crescendo \_\_\_\_\_
- Cantabile \_\_\_\_\_
- Lento \_\_\_\_\_
- Da Capo \_\_\_\_\_
- Presto \_\_\_\_\_
- Fortissimo \_\_\_\_\_
- Mezzo Piano \_\_\_\_\_
- Legato \_\_\_\_\_

/10

Study this piece of music and answer the questions below:

- In what major key is this piece? \_\_\_\_\_
- How fast should this piece be played? \_\_\_\_\_
- What does the symbol under measure 3 mean? \_\_\_\_\_
- At what volume should the opening notes be played? \_\_\_\_\_
- What does the symbol under measure 5 mean? \_\_\_\_\_
- What does the word under measure 9 mean? \_\_\_\_\_
- What do the dots on the notes in measures 11 and 12 mean? \_\_\_\_\_
- How many ties are in this piece? \_\_\_\_\_
- In which measures can we find an ostinato? \_\_\_\_\_
- In which measures can we find an arpeggio? \_\_\_\_\_

/10

Rewrite this piece of music, correcting the errors:

/10