

Section 3: Fun Warm Up Time!

The final section of this book contains fun warmups which were contributed by Carol Troutman Wiggins, who wrote these originally for a collection called "Fun-tastic Warm-ups for Choir"

They have fun and unusual subjects, and are designed to do the following:

1) To allow the students to explore their voices and find out all of the wonderful things that it can do through solfege, alliteration, plays on words, onomatopoeia, limerick-style phrases, and interval studies.

2) To get the singers' mouths moving (in a constructive way!), get their mouths open when singing, get their lips buzzing and wake up those sleepy vocal cords.

3) To incorporate rhythm instruments, body percussion, motions and movement into the songs, and encourage proper use of the diaphragm for breath control, which in turn produces more energy for singing properly.

4) The melodies and chords are very basic I-IV-V chords with a few minors thrown in, most written in the key of C as a foundation for the teacher to modulate up or down from easily.

We have grouped them into several categories, and you can pick or choose from them to find one appropriate for your choir and occasion.

Just for Fun!

While We're On the Subject . . .

Ascending & Descending 3rds and 4ths

The word "Recess" is yelled out; 2 fist pumps with right hand

Carol Troutman Wiggins

The musical notation consists of four systems, each with a treble clef and a 4/4 time signature. The lyrics are written below the notes, and chord symbols are placed above and below the notes. The lyrics are: "Eng - lish, Math, and His - to - ry, and read - ing books and RE - CESS!" and "Span - ish, French, Ge - ol - o - gy, Tech - no - lo - gy and RE - CESS!". The word "Spoken" is written above the final notes of each system. The chord symbols are: C, F, G, C, C, F, G, C, D, G, A, D, D, G, A, D.

Other verses:

Apple pie, blueberry pie, mincemeat pie

Chicken pie, frog leg pie, goat milk pie, dragon


Allow children to come up with some "wild" pies!

Use major chords for "good" pies, minor chords for "yucky" pies!

Granny, Granny


Carol Troutman Wiggins

C C F C F C G C



Gran-ny, Gran-ny make me a pump-kin pie, a pump-kin pie, a pump-kin pie.

C C F C G C




Gran-ny, Gran-ny make me a pump-kin pie, a pump-kin pie to eat.

C C F C F C G C




Mmm_____ Mmm_____ Mmm_____

C C F C G C




Mmm_____ Mmm_____

Cm Cm Fm Cm Fm Cm G Cm



Gran-ny, Gran-ny make me a frog leg pie, a frog leg pie, a frog leg pie.

Cm Cm Fm Cm G Cm




Gran-ny, Gran-ny make me a frog leg pie, a frog leg pie to eat.

Cm Cm Fm Cm Fm Cm G Cm



Ewww_____ Ewww_____ Ewww_____

Cm Cm Fm Cm G Cm



Ewww_____ Ewww_____

I Love to Sing!

Fold hands in front of chest like opera singer.

Carol Troutman Wiggins

C F C G C
I love to sing! I love to sing! Do you? Do

C F G7 C C G7 C
you? Do you? I love to sing! Do you?

D G D A
I love to sing! I love to sing! Do you?

D D G A7 D D A7 D
Do you? Do you? I love to sing! Do you?

Hey-O

Divide choir into two groups

Each group waves to each other on "Hey-O"

Carol Troutman Wiggins

Group 1 Group 2 All
C G C G G G7
Hey - O! (Hey - O!) It's great to see you a - gain!

C G C G G C
Hey - O! (Hey - O!) It's great to see you a - gain!

D \flat A \flat D \flat A \flat A \flat A \flat 7
Hey - O! (Hey - O!) It's great to see you a - gain!

D \flat A \flat D \flat A \flat A \flat D \flat etc
Hey - O! (Hey - O!) It's great to see you a - gain!