

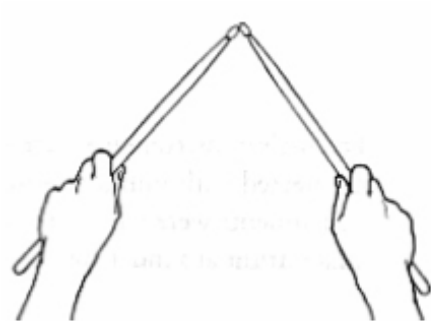
# Holding the sticks

Stick is held between the thumb and forefinger  
The Fulcrum




Other 3 fingers wrap loosely around, and help in the motion  
of the stick

Keep your hands the right way up  
with the back of your hand facing up, and your palm facing  
down.



The Stick is moved with a combination of arm, Wrist, and  
finger movement

## Notation Guide for Drum Kit



# Drum Patterns

Page 1

## The Basic Rock Pattern



## Bass Drum Variations:




# Drum Patterns

Page 2



# Drum Patterns

Page 3



# Rock Patterns

## 2 Bar Phrasing



*"Smells like teen spirit" - Nirvana (verse)*



*"Sweet Home Alabama" - Lynyrd Skynyrd*



*"Freak" - Silverchair*



*"All Tom Down" - The Living end (chorus)*



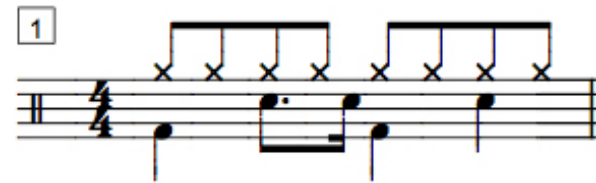
*"Come as you are" - Nirvana*



*"Don't lose my number" - Phil Collins*



Page 4  
"Snares in the Middle"





## 4 Bar Rock Phrases

The image displays eight staves of musical notation for drum phrases, each consisting of four bars. The notation is written on a single staff with a treble clef and a 4/4 time signature. The first bar of each phrase typically features a double bar line and repeat dots. The drum parts are indicated by 'x' marks on the staff lines, representing hits on the snare, tom, or cymbal. The bass line is represented by eighth and quarter notes. The phrases vary in complexity, with some including fills in the final bar. The eighth staff includes the word 'Fill' above the final bar, which contains a series of diagonal lines representing a fill pattern.



## Rock Patterns

Page 5

**"Bass in the middle..."**

1

2

3

4

5

6

7

8

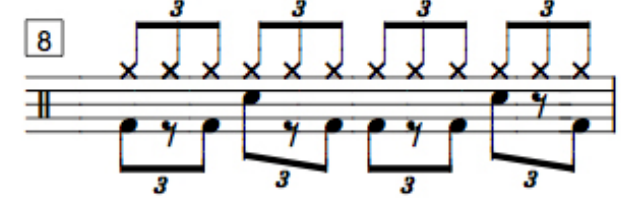
9

## "Punk" Beats!

# Triplet Patterns



## Variations



# Shuffle Patterns

## The Basic Shuffle Pattern:



## Bass Drum Variations



## Shuffle with crotchets on the cymbal



# Basic Latin Patterns

## 1. Cha Cha

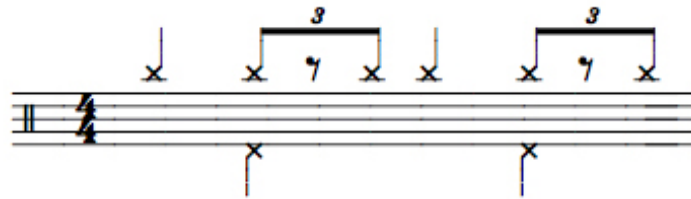


## 2. Bossa Nova



# Basic Swing Patterns

The Basic Swing Pattern




Variations "2 Beat Swing"



"4 On the floor"



"hi-hat"



Some Basic Phrases:





# Semiquavers on the Hi-Hat

Eight musical staves in 4/4 time, each featuring a continuous semiquaver (eighth note) pattern on the hi-hat. The patterns are as follows:

- Staff 1: Four groups of four semiquavers, each group starting on a quarter note.
- Staff 2: Four groups of four semiquavers, each group starting on a quarter note.
- Staff 3: Four groups of four semiquavers, each group starting on a quarter note.
- Staff 4: Four groups of four semiquavers, each group starting on a quarter note.
- Staff 5: Four groups of four semiquavers, each group starting on a quarter note.
- Staff 6: Four groups of four semiquavers, each group starting on a quarter note.
- Staff 7: Four groups of four semiquavers, each group starting on a quarter note.
- Staff 8: Four groups of four semiquavers, each group starting on a quarter note.

R L R L R L R L etc

Eight musical staves in 4/4 time, each featuring a continuous semiquaver (eighth note) pattern on the hi-hat. The patterns are as follows:

- Staff 1: Four groups of four semiquavers, each group starting on a quarter note.
- Staff 2: Four groups of four semiquavers, each group starting on a quarter note.
- Staff 3: Four groups of four semiquavers, each group starting on a quarter note.
- Staff 4: Four groups of four semiquavers, each group starting on a quarter note.
- Staff 5: Four groups of four semiquavers, each group starting on a quarter note.
- Staff 6: Four groups of four semiquavers, each group starting on a quarter note.
- Staff 7: Four groups of four semiquavers, each group starting on a quarter note.
- Staff 8: Four groups of four semiquavers, each group starting on a quarter note.

# Hi-Hat Openings

Opening after the snare



Opening before the snare



Apply these hi-hat to other Straight 8th Patterns!



## Dance Beats

(with hi-hat openings)



Drum Kit Solo #1

# "Rockin' Time"



# Drum Kit Solo #3

## "Groove Time"

The musical notation for "Groove Time" is written in 4/4 time and consists of five staves. The first staff is a single melodic line. The subsequent four staves are arranged in pairs, with the top staff of each pair featuring a continuous eighth-note pattern marked with 'x's, and the bottom staff featuring a melodic line. The notation includes various rhythmic values such as eighth, quarter, and half notes, as well as rests and dynamic markings like accents and slurs.

# Drum Kit Solo #5

## "Shuffly Time"

The image displays a drum kit solo for a piece titled "Shuffly Time". The notation is written on six staves, each representing a different drum in a kit. The first staff is the snare drum, followed by the tom-toms, then the hi-hat, and finally the cymbals. The notation includes various rhythmic patterns, including triplets, eighth notes, and sixteenth notes, as well as rests and dynamic markings. The piece is in 4/4 time and consists of 16 measures. The notation is written in a standard musical notation style, with a key signature of one flat (Bb) and a time signature of 4/4. The piece is a drum kit solo, meaning it is designed to be played on a drum kit. The notation is written on six staves, each representing a different drum in a kit. The first staff is the snare drum, followed by the tom-toms, then the hi-hat, and finally the cymbals. The notation includes various rhythmic patterns, including triplets, eighth notes, and sixteenth notes, as well as rests and dynamic markings. The piece is in 4/4 time and consists of 16 measures. The notation is written in a standard musical notation style, with a key signature of one flat (Bb) and a time signature of 4/4.



# Drum Kit Solo #6

## "Triplet Time"

The image displays a drum kit solo in 4/4 time, titled "Triplet Time". The notation is organized into six systems, each consisting of a top staff for the snare drum and a bottom staff for the bass drum. The snare drum part is characterized by continuous eighth-note triplets, indicated by a '3' above the notes. The bass drum part features a variety of rhythmic patterns, including eighth-note triplets, quarter notes, and eighth notes, often beamed together. The piece concludes with a final triplet on the snare drum and a quarter rest on the bass drum.