



























TREASURE ISLAND CLUES INTERVALS LEVEL 1

Work out the musical interval & write the number in the square box. Then name the higher note, use that letter to get a direction (from the Note + Direction Finder box). Use the number and the letter to find the TreasureLetters (from other sheet - start at level1 skill) that spell the answer to


WHAT IS THE NAME OF THE VERY FIRST INSTRUMENT? (fill in your answer at the bottom of this page)

WRITE THE NUMBER OF THE INTERVAL, THEN WRITE THE NAME OF THE HIGHER NOTE

	Interval gives number of steps on other sheet	Name of higher note and matching direction (see box below)		Interval gives number of steps on other sheet	Name of higher note and matching direction (see box below)		
1		<input type="checkbox"/>		9		<input type="checkbox"/>	
2		<input type="checkbox"/>		10		<input type="checkbox"/>	
3		<input type="checkbox"/>		11		<input type="checkbox"/>	
4		<input type="checkbox"/>		12		<input type="checkbox"/>	
5		<input type="checkbox"/>		13		<input type="checkbox"/>	
6		<input type="checkbox"/>					
7		<input type="checkbox"/>					
8		<input type="checkbox"/>					

NOTE + DIRECTION FINDER

Note	Direction
A	N (North)
B	NE (North East)
C	E (East)
D	SE (South-East)
E	S (South)
F	SW (South-West)
G	W (West)
middle C	NW (North West)

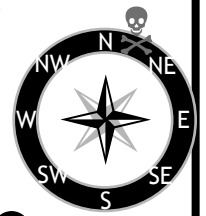


WHAT IS THE NAME OF THE VERY FIRST INSTRUMENT?

1 2 3 4 5 6 7 8 9 10 11 12 13

TREASURE ISLAND LETTERS INTERVALS LEVELS 1 TO 4

Use your music clues to get a distance and a direction. Starting from your level skull, clue by clue find the letters for your musical trivia answer. There is space on your clue sheet to write it in.



A grid of letters for a word search. The letters are arranged in 20 rows and 13 columns. The letters are: Row 1: d, n, d, o, c, y, o, w; Row 2: u, q, u, k, t, g, u, w, u, n, g, s, p, a; Row 3: b, x, b, c, w, x, m, b, w, x, k, u, r, f; Row 4: r, v, r, t, j, r, c, r, t, d, r, k, c, z; Row 5: j, e, d, u, r, r, h, k, c, e, c, r, s; Row 6: w, r, a, b, t, k, i, e, s, b, s, r, t; Row 7: o, b, f, i, u, s, d, b, t, a, t, a, b, u; Row 8: g, c, k, c, a, c, o, d, a, m, s, p, h; Row 9: b, u, i, r, f, v, w, r, d, k, d, g, d, w; Row 10: k, n, p, b, d, m, b, v, w, a, a, b, a, d; Row 11: c, w, r, a, v, a, v, b, b, f, i, u, i, m; Row 12: a, t, e, d, o, k, t, e, h, t, c, l; Row 13: o, v, w, m, k, w, d, c, n, s, b, l, b, i; Row 14: v, b, b, o, p, r, t, e, z, r, w, w, c, c; Row 15: e, n, l, s, w, b, u, l, p, k, d, o, c, a, e; Row 16: w, d, c, w, r, i, t, n, m, d, m, k, t, g, b; Row 17: i, r, a, j, t, e, u, r, w, h, c, w, t, i; Row 18: r, g, u, j, k, a, n, s, j, w, t, j, c, i; Row 19: e, b, n, p, h, d, w, t, h, b, t, a, w, c; Row 20: b, w, r, w, r, a, v, b, w, r, i, r, t, o, c; Row 21: a, n, k, b, k, m, q, s, d, v, z, b, u, k, t; Row 22: i, k, b, c, w, r, c, e, m, c, w, r, a, c, w; Row 23: n, a, r, t, j, e, d, j, n, t, e, t, z, t, j; Row 24: n, u, t, d, w, r, a, a, w, c, k, r, n; Row 25: b, s, u, b, f, i, e, b, f, j, v, z.

Decorative elements include seashells scattered around the grid and four skull-and-crossbones icons labeled 'start level 1', 'start level 2', 'start level 3', and 'start level 4' placed at specific letter positions: level 1 at row 8, column 7; level 2 at row 11, column 7; level 3 at row 17, column 7; and level 4 at row 11, column 5.